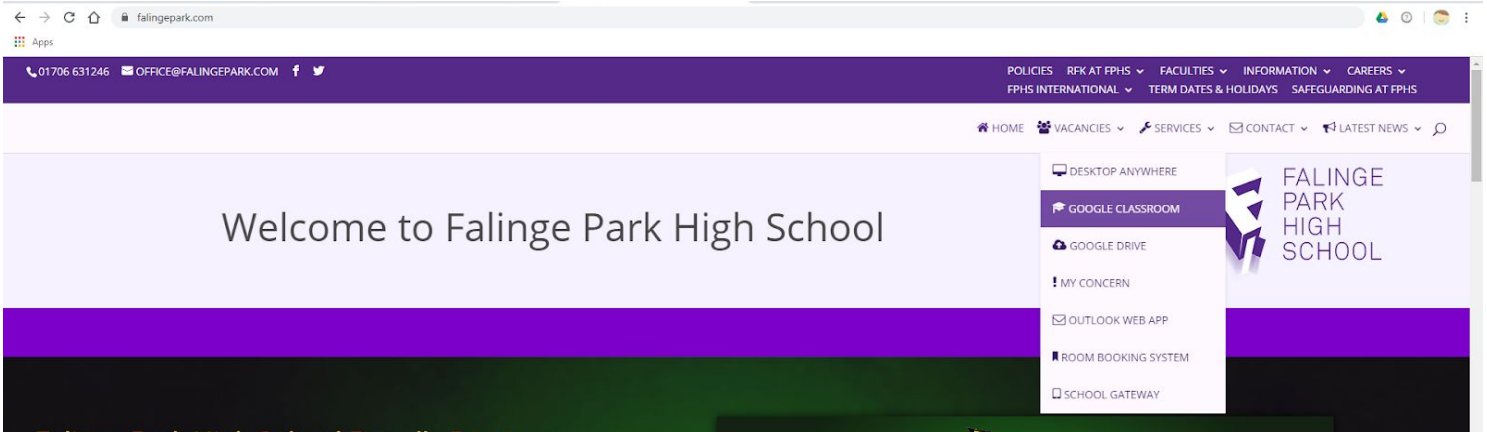
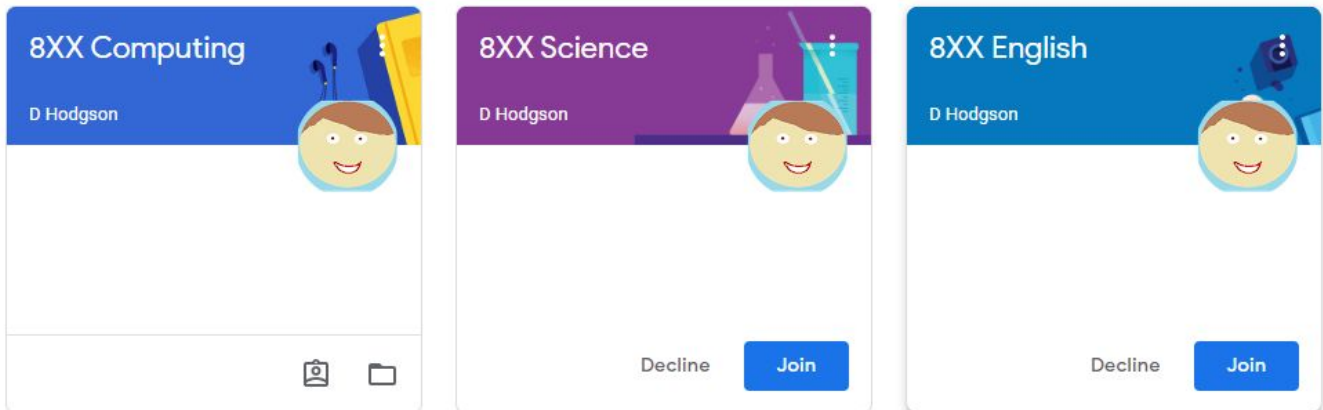


1. Accessing Google Classroom

From the school website falingepark.com choose the Services dropdown then Google Classroom

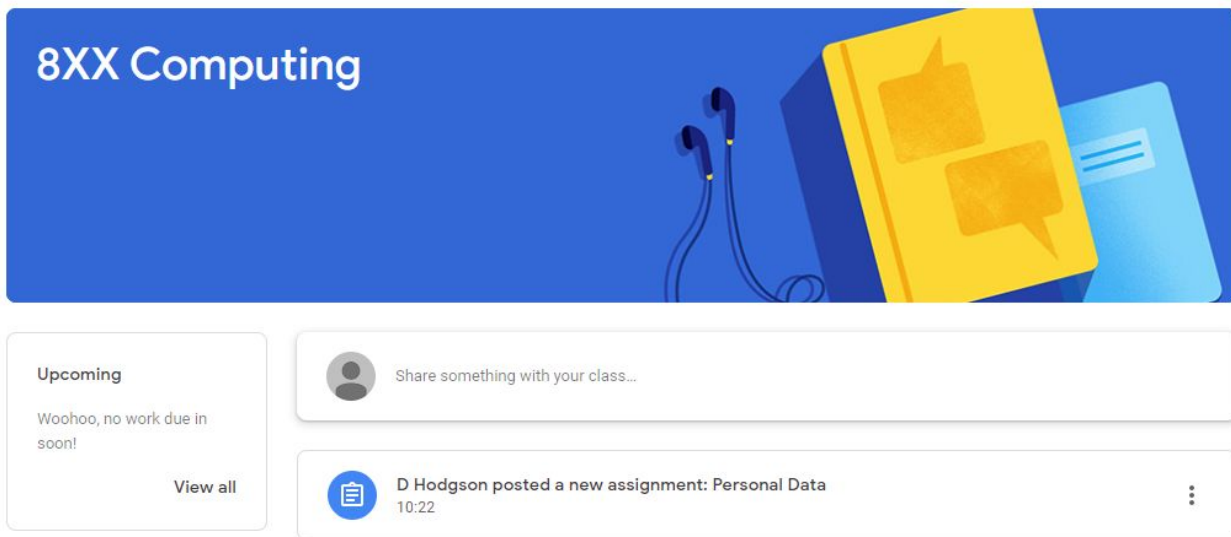


2. From home you will need to sign in with your school email address (number@falingepark.com e.g. 99999@falingepark.com) and school computer password
3. If you have not used Classroom before you will need to click on the blue buttons to accept the terms and choose that you are a student.
4. You will now see a screen of classes you are already a part of and invitations to the new classes your teachers have created.
5. Ensure you click the blue Join on these new classes.



6. To access the class click on the class name e.g. 8XX Computing

7. When in here you can see the assignments
8. Click on the assignment will allow you to access the work



The screenshot shows a blue header with the text "8XX Computing" on the left. To the right are illustrations of a yellow book with speech bubbles, a blue book, and a pair of black headphones. Below the header is a white notification box on the left with the text "Upcoming" and "Wooohoo, no work due in soon!". To the right of this is a text input field with a person icon and the placeholder "Share something with your class...". Below the input field is another notification box showing "D Hodgson posted a new assignment: Personal Data" at "10:22".

9. When inside the assignment you can see the resources



The screenshot shows the assignment page for "Personal Data" with a value of "100 points". The assignment was posted by "D Hodgson" at "10:22 (Edited 10:31)". The instructions are highlighted in yellow: "You need to read slides 1-3 then complete the activity on slide 4. If you are unsure look at the example on slide 5." Below the instructions is a section for "Class comments". On the right side, there is a "Your work" section labeled "Assigned" which contains a Google Slides document titled "Testing User - Les...". Below this are buttons for "+ Add or create" and "Hand in". At the bottom right, there is a "Private comments" section with a text input field and a send button.

10. Make sure you read the task instructions carefully
11. Should you have any questions you can write these in the private comments section and your teachers can reply to you here.